

Franke is Swiss

Professional Series Stainless Steel

inset sinks 2009



Franke. For kitchens without compromise.

FRANKE

KITCHEN
SYSTEMS

Good things come from innovative thinking.

Here at Franke we believe in making good things even better. And we try to think of everyone: kitchen designers, fitters and end users.

- 1** Integrated Designer Waste. Improves hygiene and filters waste to the drain.
- 2** Space saving Plumbing Kit. Creates more space under the sink.
- 3** Food preparation centres. Combining Accessories which function with the sink design.
- 4** Tap Support Arm. Stabilises and supports extra heavy taps on the sink.
- 5** Wastes to rear of bowls. Combined with the Franke Plumbing Kit maximises space under the sink.
- 6** Laser edge profile. Slimline profile for inset sinks at benchtop for easy cleaning.
- 7** Remote Designer Waste. Releases the plug without putting your hands in the water.
- 8** Integrated sealing strip. Laser edge profile sinks are water sealed with a factory applied inert polyurethane sealant on the underside of the rim edge.
- 9** Flexible fixing clips. Rail system on the underside of the sink to slide clips where you want them.
- 10** Cleaning and care. Franke Inox Cream to clean and protect your stainless steel sinks and accessories.



3



7



8



9



10



Features and benefits



25 year warranty



Stainless steel



Fragranite finish



Elevated tap bank



Deep bowl



Super deep bowl



Franke bowl insulation



Sound deadening pads



Food preparation centre



Laser edge profile



Waste to rear main bowl



Flexible fixing system



Designer waste



Remote twist designer waste



Remote lift designer waste



Integrated sealing strip



Franke is Swiss - specialists in kitchen solutions.

Founded in Switzerland in 1911, Franke has grown to become the world's largest manufacturer of kitchen sinks, leading the industry in design, quality and innovation.

Switzerland is a highly innovative country. And not by chance, or momentarily, but by tradition. Compared to other European countries Swiss companies invest a high percentage of revenue in research and work in close consultation with universities. It is of little surprise therefore, that Switzerland leads the world in its number of patent applications.

Franke Aarburg cherishes the same innovative spirit. And does so by tradition, like Switzerland itself. Time and time again the company has come up with ground breaking inventions since its foundation by Hermann











Franke in 1911. Franke is now recognized as a global leader and operates offices in over 50 countries and manufacturing plants in over 20.

Franke's Kitchen Systems Division, incorporates all that is used in the domestic kitchen from Sinks, Cooking Appliances, Taps, Waste Management Systems and Accessories that form the total food preparation centre.




Franke. For kitchens without compromise

Contents








Professional Series - Stainless Steel Inset Sinks

	Futuro	FOX	14
	Garda	GDX	10
	 Isis	SSX	8
	Onda	ONX	15
	Pacific	PFX	13
	Rambla	RAX	16
	 Zeta	ZTX	12
	Laundry Tubs		17

Accessories -

	Soap Dispensers	20
	Kitchen Scales	21
	Cleaning Products	21

Key to symbols

LHD	Left hand drainer
RHD	Right hand drainer
REV	Reversible drainer
SBR	Small bowl right
SBL	Small bowl left
	Inset sink
	Flushmount sink
	Undermount sink
	Drop-on sink
	Minimum cabinet size in mm
	Accessories fit sink model
	Accessories not suitable for sink model

PROFESSIONAL
INSET SINKS

FRANKE

Franke Professional Series Inset Sinks



The Grimsel Pass, at 2165 metres, was traversed by the Romans and Celts of antiquity. The road only opens in the summer.

Affordable excellence

Our Professional range of sinks are high quality, robust and long lasting, offering outstanding value for money.

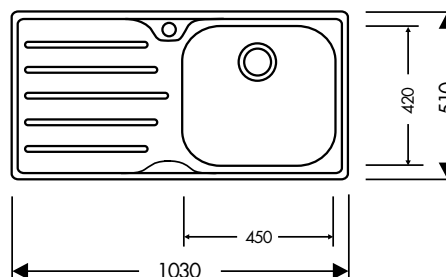


NEW Isis SSX 611

◊ 600



Description	
Dimensions	1030 x 510 mm
Bowl	450 x 420 x 200mm
Cut-out	1014 x 494 mm, cr = 20
Model	SSX 611 LHD, SSX 611 RHD



Satin finish

Accessories available

- 1
- 2
- 3
- 4

1 Chopping board
CB 547

2 Strainer bowl
SB 736

3 Strainer bowl
SB 548

4 Drainer basket
DB 425



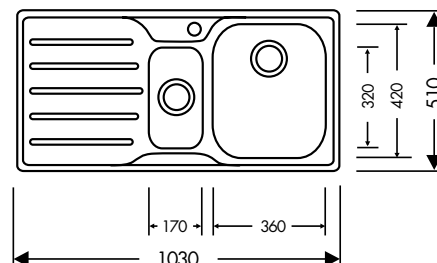
NEW

Isis SSX 651

◀▶ 600



Description	
Dimensions	1030 x 510mm
Bowls	360 x 420 x 200mm 170 x 320 x 130mm
Cut-out	1014 x 494 mm, cr = 20
Model	SSX 651 LHD, SSX 651 RHD
Included	2



Satin finish



Accessories available

- 1** **2** **3**
- 4**

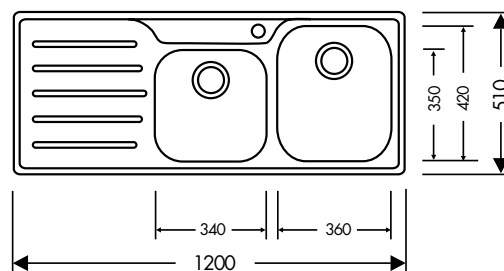
NEW

Isis SSX 621

◀▶ 800



Description	
Dimensions	1200 X 510mm
Bowls	360 x 420 x 200mm 340 x 350 x 170mm
Cut-out	1184 X 494, cr = 20
Model	SSX 621 LHD, SSX 621 RHD



Satin finish



Accessories available

- 1** **2** **3**
- 4**

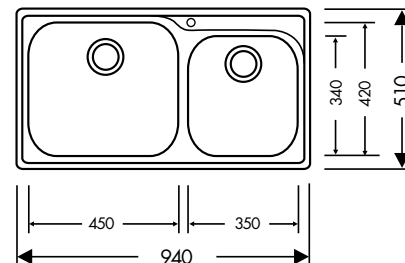
NEW

Isis SSX 620

◀▶ 900



Description	
Dimensions	940 x 510mm
Bowls	450 x 420 x 200mm 350 x 340 x 170mm
Cut-out	924 X 494, cr = 20
Model	SSX 620 SBR



Satin finish



Accessories available

- 1** **2** **3**
- 4**

1 Chopping board
CB 547

2 Strainer bowl
SB 736

3 Strainer bowl
SB 548

4 Drainer basket
DB 425





The Franke Garda collection is produced from high quality stainless steel ensuring your sink retains its exceptional appearance for years to come, and for extra strength all bowls are welded into the frame.

Franke has created the Garda work station with extra large main bowls for practicality and style for modern day living.

With the design of the product Garda, Franke created a top quality sink range at a very affordable price.

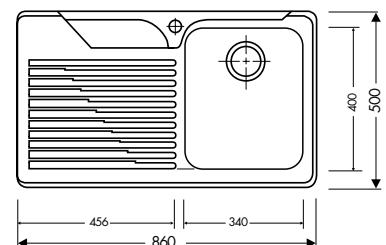
The design of the Studio corner sink (see over page) is a unique answer to utilising the space often wasted in the corner area of your kitchen providing an everlasting look with practicability.

Garda GDX 611

↔ 450



Description	
Dimensions	860 x 500mm
Bowl	340 x 400 x 190 mm
Cut-out	844 x 484mm, cr = 20
Model	GDX 611 RHD, GDX 611 LHD



Satin finish



Accessories available



1 Strainer bowl
SB 691



2 Strainer bowl
SB 069



3 Chopping board
& strainer



4 Drainer basket
DB 448



5 Extension drainer
DT 069

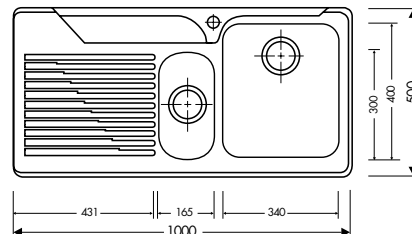


Garda GDX 651

600



Description	
Dimensions	1000 x 500 mm
Bowls	340 x 400 x 190mm 165 x 300 x 150mm
Cut-out	984 x 484 mm, cr = 20
Model	GDX 651 RHD, GDX 651 LHD



Satin finish



Accessories available

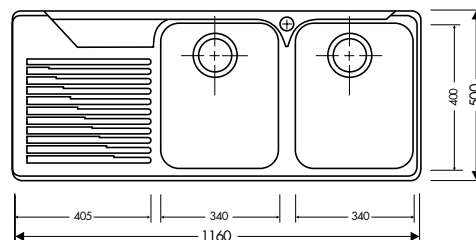
- 1
- 2
- 3
- 4
- 5

Garda GDX 621

800



Description	
Dimensions	1160 x 500mm
Bowls	340 x 400 x 190mm (x2)
Cut-out	1144 x 484 mm, cr = 20
Model	GDX 621 RHD, GDX 621 LHD



Satin finish



Accessories available

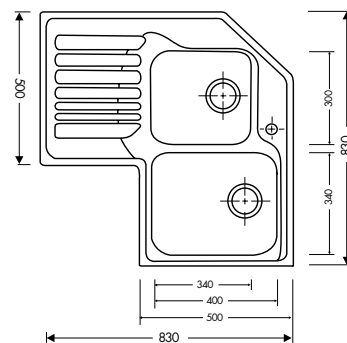
- 1
- 2
- 3
- 4
- 5

Garda GDX 621E

900



Description	
Dimensions	830 x 830 x 500mm
Bowls	340 x 400 x 190mm 300 x 340 x 170mm
Cut-out	Template
Model	GDX 621E LHD, GDX 621E RHD



Satin finish



Accessories available

- 1
- 2
- 3
- 4
- 5

1 Strainer bowl SB 691



2 Strainer bowl SB 069



3 Chopping board & strainer



4 Drainer basket DB 448



5 Extension drainer DT 069

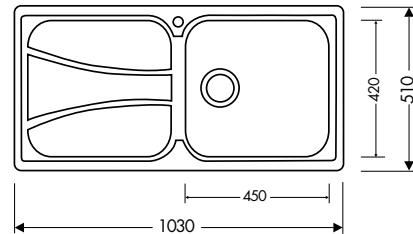


NEW Zeta ZTX 611

600



Description	
Dimensions	1030 x 510mm
Bowl	450 x 420 x 180mm
Cut-out	1014 x 494 mm, cr = 20
Model	ZTX 611 LHD, ZTX 611 RHD



Satin finish

Accessories available

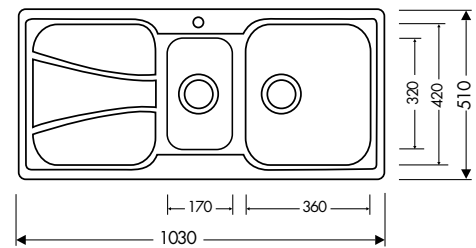
- 1 2 3
- 4

NEW Zeta ZTX 651

600



Description	
Dimensions	1030 x 510mm
Bowls	360 x 420 x 180mm 170 x 320 x 130mm
Cut-out	1014 x 494 mm, cr = 20
Model	ZTX 651 LHD, ZTX 651 RHD
Included	3



Satin finish

Accessories available

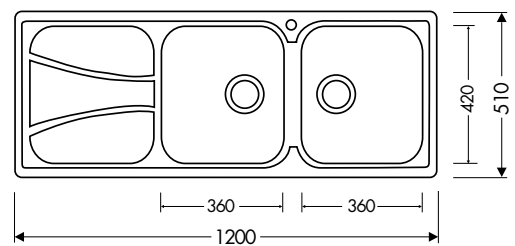
- 1 2 3
- 4

NEW Zeta ZTX 621

800



Description	
Dimensions	1200 x 510mm
Bowl	360 x 420 x 180mm (x2)
Cut-out	1184 x 494 mm, cr = 20
Model	ZTX 621 LHD, ZTX 621 RHD



Satin finish


Accessories available

- 1 2 3
- 4

1 Chopping board
CB 523



2 Strainer bowl
SB 736



3 Strainer bowl
SB 548



4 Drainer basket
DB 425



Olympus TA 8820

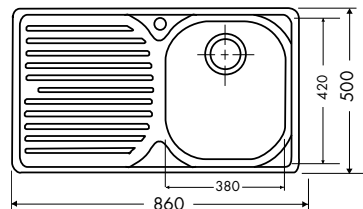
Pacific PFX 611

500



Description

Dimensions	860 x 500mm
Bowl	380 x 420 x 180mm
Cut-out	845 x 485 mm, cr = 20
Model	PFX 611 LHD, PFX 611 RHD



Satin finish



Accessories available

- 1 2 3
- 4

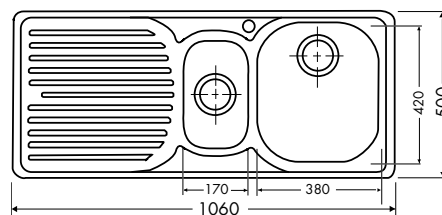
Pacific PFX 651

800



Description

Dimensions	1060 x 500mm
Bowls	380 x 420 x 180mm 170 x 320 x 130mm
Cut-out	1045 x 485 mm, cr = 20
Model	PFX 651 LHD, PFX 651 RHD



Satin finish



Accessories available

- 1 2 3
- 4

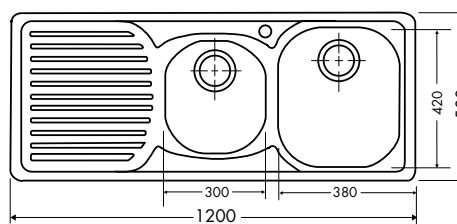
Pacific PFX 621

800



Description

Dimensions	1200 x 500mm
Bowls	380 x 420 x 180mm 300 x 340 x 150mm
Cut-out	1185 x 485 mm, cr = 20
Model	PFX 621 LHD, PFX 621 RHD



Satin finish



Accessories available

- 1 2 3
- 4


1 Chopping board
CB 523



2 Drainer basket
DB 425



3 Strainer bowl
SB 736



4 Strainer bowl
SB 548



Pacific TA 8800



Franke Futuro FOX 621 model pictured, currently not available in Australia.

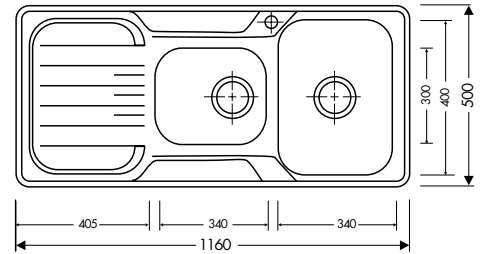


Futuro FOX 621A

800



Description	
Dimensions	1160 x 500mm
Bowls	340 x 400 x 180mm 340 x 300 x 165mm
Cut-out	1144 x 484 mm, cr = 20
Model	FOX 621A LHD, FOX 621A RHD



Satin finish



Accessories available

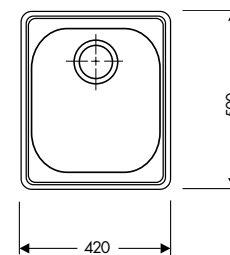
1 2 3

Futuro FOX 610

450



Description	
Dimensions	420 x 500mm
Bowl	340 x 400 x 180mm
Cut-out	404 x 484 mm, cr = 20
Model	FOX 610



Satin finish



Accessories available

1 2 3

1 Strainer bowl & chopping board



2 Drainer basket DB 448



3 Extension drainer DT 069

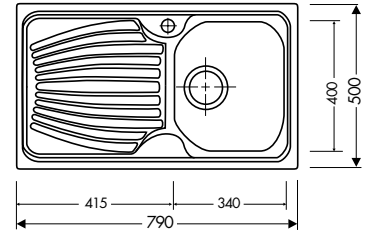


Onda ONX 611

450



Description	
Dimensions	790 x 500mm
Bowl	340 x 400 x 170mm
Cut-out	774 x 484 mm, cr = 20
Model	ONX 611 RHD, ONX 611 LHD



Satin finish



Accessories available

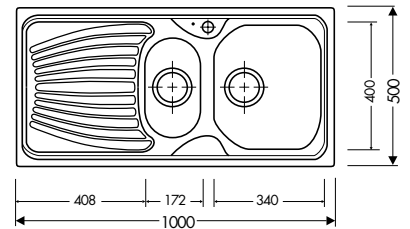
- 1 2 3

Onda ONX 651

600



Description	
Dimensions	1000 x 500mm
Bowls	340 x 400 x 170mm 172 x 320 x 100mm
Cut-out	984 X 484, cr = 20
Model	ONX 651 RHD, ONX 651 LHD



Satin finish



Accessories available

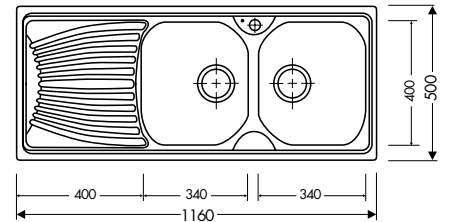
- 1 2 3

Onda ONX 621

800



Description	
Dimensions	1160 X 500mm
Bowls	340 x 400 x 170mm (x2)
Cut-out	1144 X 484, cr = 20
Model	ONX 621 LHD, ONX 621 RHD



Satin finish



Accessories available

- 1 2 3



1 Chopping board
CB 328



2 Strainer bowl
SB 583



3 Drainer basket
DB 448

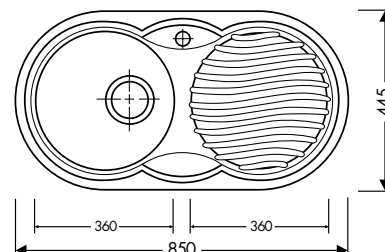


Rambla RAX 611

450



Description	
Dimensions	850 x 445mm
Bowl	ø 360 x 160mm
Cut-out	Template
Model	RAX 611 REV



Satin finish

Accessories available

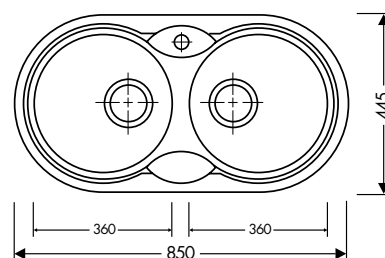
1

Rambla RAX 620

900



Description	
Dimensions	850 x 445mm
Bowls	ø 360 x 160mm (x2)
Cut-out	Template
Model	RAX 620



Satin finish

Accessories available

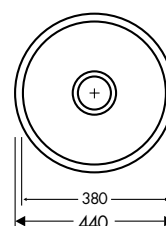
1

Rambla LUX 610

450



Description	
Dimensions	ø 440mm
Bowls	ø 380 x 180mm
Cut-out	Template
Model	LUX 610
Model	LUX 610
NOTE:	Can be installed as an undermount.



Satin finish

Accessories available

1

1 Drainer basket
DB 954



16



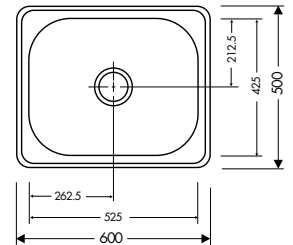
Laundry Tub DLT 610

600



Description	
Dimensions	600 x 500mm
Bowl	525 x 425 x 260mm/45L
Cut-out	588 x 488 mm, cr = 50
Model	DLT 610

NOTE: Specify when ordering if tap hole(s) required and position (Left or Right rear). By pass plumbing kit available on request.



Satin finish



Accessories available

By pass Plumbing Kit

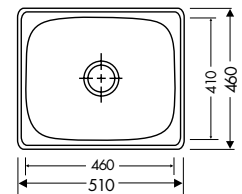
Steel Queen SQX 610

600



Description	
Dimensions	510 x 460mm
Bowl	460 x 410 x 250mm/41L
Cut-out	Template
Model	SQX 610

NOTE: Specify when ordering if tap hole(s) required and position (Left or Right rear). By pass plumbing kit available on request.



Satin finish



Accessories available

By pass Plumbing Kit

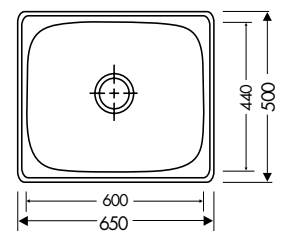
Steel Queen SQX 610-60

700



Description	
Dimensions	650 x 500mm
Bowl	600 x 440 x 300mm/70L
Cut-out	Template
Model	SQX 610-60

NOTE: Specify when ordering if tap hole(s) required and position (Left or Right rear). By pass plumbing kit available on request.



Satin finish



Accessories available

By pass Plumbing Kit

FRANKE
ACCESSORIES





The impressive ridge between the eastern and western peaks (4527 and 4480 metres respectively) of the Lyskamm in the Valais Alps is over a kilometre long.

Franke Accessories are exquisite.

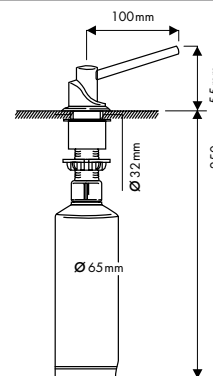
Our Accessories are designed with form and function to integrate with the design of our sinks and complete the food preparation concept which makes sense and makes fun.



SD23 Liquid soap dispenser



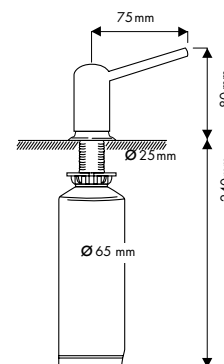
Description	
Dimensions	55 x 100mm
Description	Soap dispenser
Cut-out	ø32mm
Model	SD23
Includes	Refill under sink container
Finish	Chrome



SD55 Liquid soap dispenser



Description	
Dimensions	80 x 75mm
Description	Soap dispenser
Cut-out	ø25mm
Model	SD55
Includes	Refill under sink container
Finish	Chrome

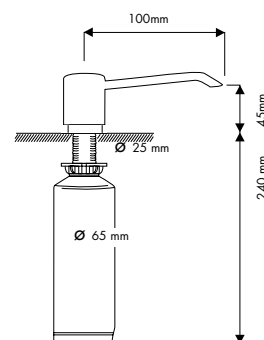


NEW

SD 319 Liquid soap dispenser



Description	
Dimensions	45 x 100mm
Description	Soap dispenser
Cut-out	ø25mm
Model	SD 319
Includes	Refill under sink container
Finish	Chrome

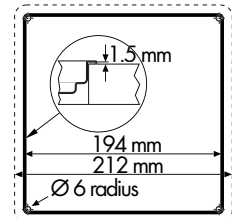


Kitchen scale IKS 2000

↔ 300



Description	
Dimensions	212 x 212mm
Description	Fully electronic micro processor scale
Cut-out	195 x 195mm, cr = 6
Model	IKS 2000
Finish	Satin



Inox Creme/Twister



Description	
Dimensions	PVC 250g tube
Description	Highly effective stainless steel cleaner.
Model	Inox Creme
Includes	Box of 10 tubes



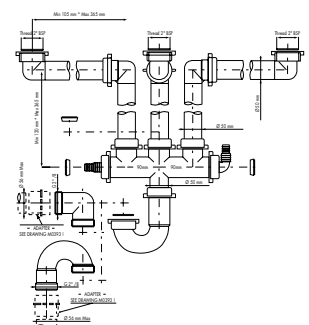
Description	
Dimensions	300g tub
Description	Inox Twister is a highly effective stainless steel cleaner in a ready to use applicator.
Model	Inox Twister
Includes	Box of 12



Spazio Plumbing Kit



Description	
Description	The solution to installing two and three bowl sinks into one flush fitted outlet.
Model	Spazio Plumbing Kit
Finish	Grey PVC



Franke is Swiss

There's a lot more to Franke – sinks, taps, appliances, waste management systems and accessories.

Available at leading electrical, plumbing and kitchen retailers.

Franke Australia Pty Ltd

ABN 13 084 966 496

1263 Ferntree Gully Road

Scoresby Vic 3179

Tollfree 1800 372 653

Fax 1300 372 653

www.franke.com.au

As our policy is one of continual improvement, the manufacturers reserve the right to alter specifications without notice.

